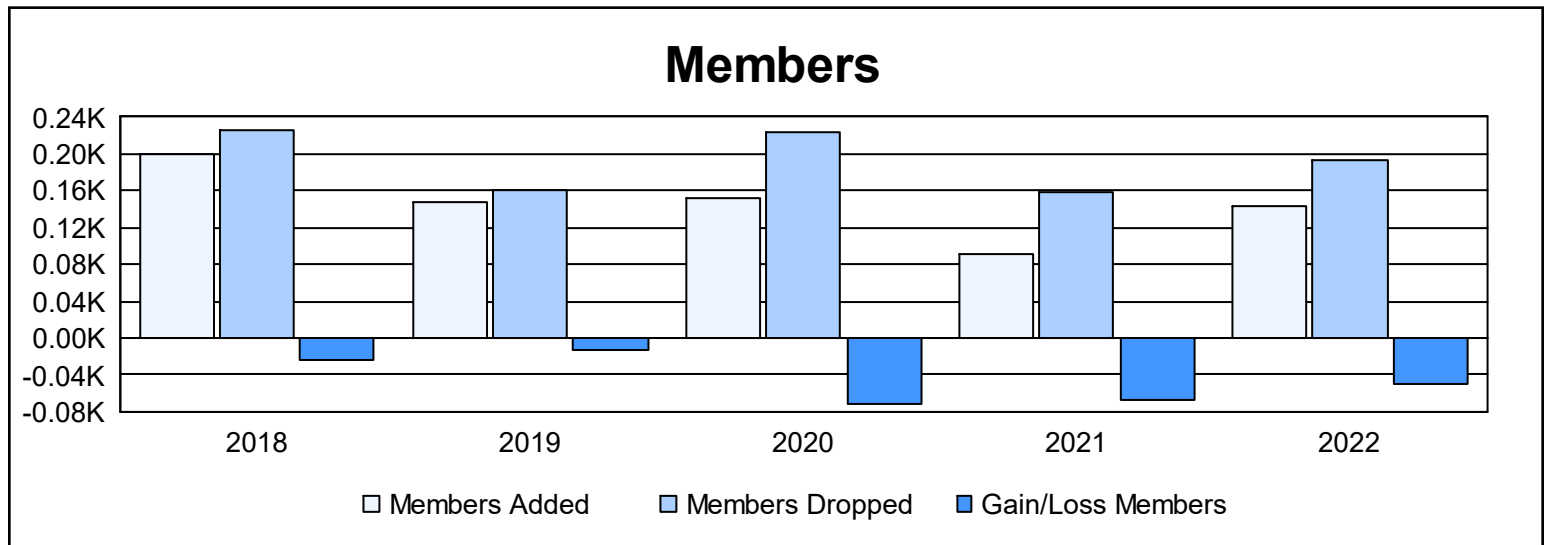
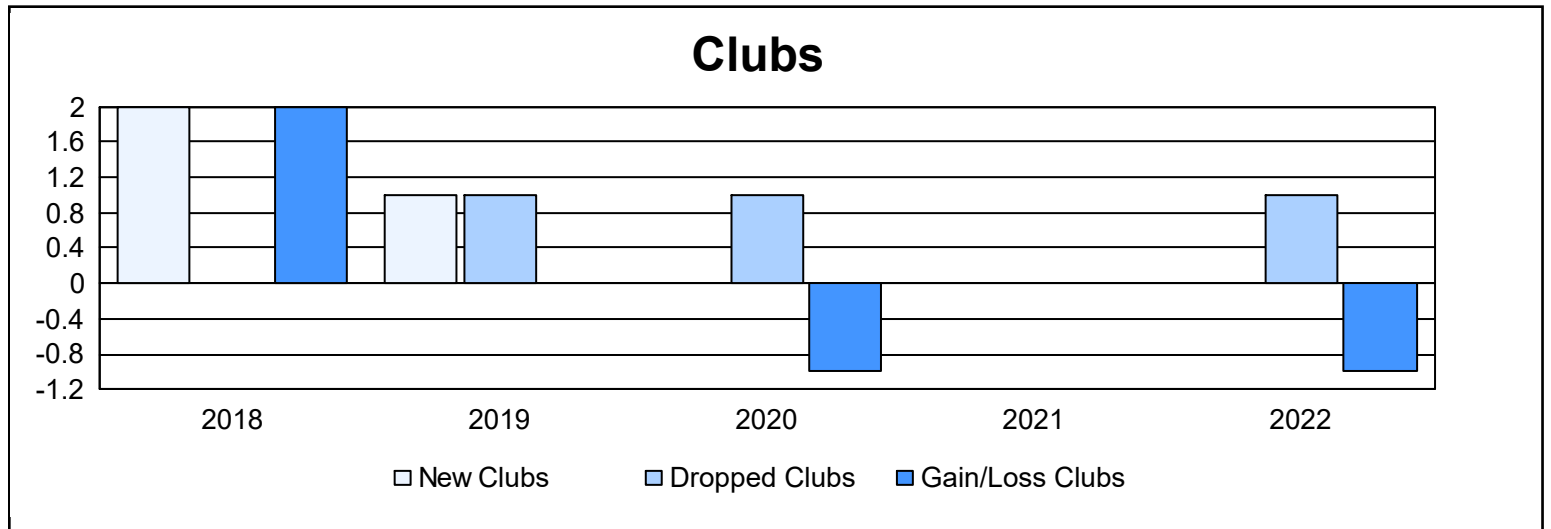
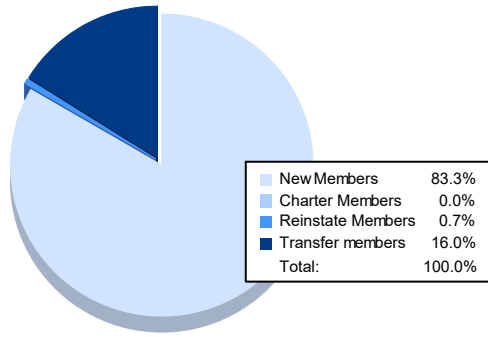


Year	New Clubs	Dropped Clubs	Gain/ Loss Clubs	New Members	Charter Members	Reinstate Members	Transfer Members	Total Member Added	Total Members Dropped	Gain/ Loss Members
2017-2018	2	0	2	146	43	3	8	200	225	-25
2018-2019	1	1	0	110	20	4	14	148	161	-13
2019-2020	0	1	-1	131	1	5	15	152	223	-71
2020-2021	0	0	0	74	0	1	16	91	158	-67
2021-2022	0	1	-1	120	0	1	23	144	193	-49
<b>Average</b>	<b>1</b>	<b>1</b>	<b>0</b>	<b>116</b>	<b>13</b>	<b>3</b>	<b>15</b>	<b>147</b>	<b>192</b>	<b>-45</b>



### Membership Composition June 2022 Cumulative



### Gender Composition June 2022 Cumulative

